

DynaMesh®-HIATUS implants are specially developed for prosthetic hiatoplasty and serve to achieve the long-lasting support and stabilisation of the diaphragm in the region of the oesophageal hiatus.

## DynaMesh®-HIATUS

When selecting the mesh size, ensure sufficient overlap!

DynaMesh®-HIATUS	07 cm x 12 cm	PV610712F1	BX = 1 piece
		PV610712F3	BX = 3 pieces
	08 cm x 13 cm	PV610813F1	BX = 1 piece
		PV610813F3	BX = 3 pieces

VI014xx	DynaMesh®-HIATUS - Animation: Surgical Treatment of Hiatal Hernia in Laparoscopic Technique <a href="https://youtu.be/DHYSLgaM4uc">https://youtu.be/DHYSLgaM4uc</a>	
---------	--	--

### Use and Properties

Product	DynaMesh®-HIATUS
Field of application	hiatal hernia
Surgical access	laparoscopic
Surgical technique	hiatal hernia surgery with implant
Fixation	sutures / adhesives / tacks*
Shape stability	●
Atraumatic selvedges	●
Visible technology	●
Polymer (monofilament)	PVDF
Biocompatibility	●
Ageing resistance	●
Dynamometry	●
Tear propagation resistance	●
No scar plate formation	●
Classification (Klinge's classification [8])	1a



\* Tacks may only be used if injury to the pericardium can be ruled out with certainty.

● Applies to all product sizes

## Shape Stability Under Load

Conventional mesh structures deform under load. Constriction of the mesh in the region of the hiatus may reduce the distance between mesh implant and oesophagus, eventually causing mesh erosion.

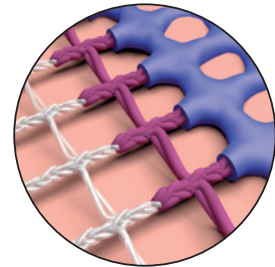
**DynaMesh®-HIATUS** is based on a sophisticated textile design with rectangular pores, which even under load retain a high degree of shape stability.



## High Effective Porosity

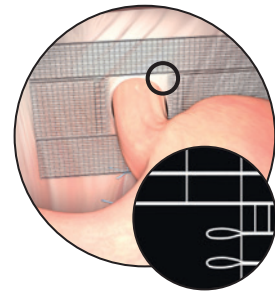
Mesh implants tend to shrink after incorporation in vivo.

**DynaMesh®-HIATUS** has a high effective porosity, which ensures that the mesh implant is thoroughly incorporated. During incorporation, the use of the proven and highly biocompatible PVDF polymer ensures that scarring is kept to a minimum. The good incorporation of the mesh implants combined with less scarring leads to minimisation of mesh shrinkage and permanently high flexibility of the incorporated implant.



## Smooth, Warp-Knitted Selvedges

If the mesh does come into contact with the oesophagus in spite of all measures to prevent it, **DynaMesh®-HIATUS** has smooth selvedges that can minimise the danger of mesh erosion.



Distributed by: